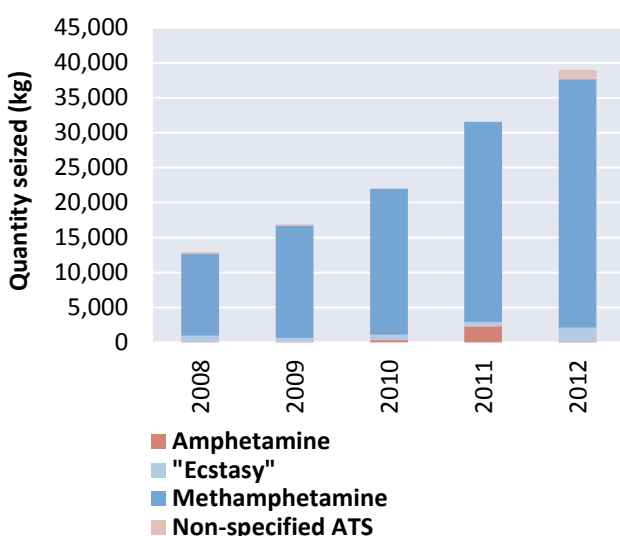


3. EAST AND SOUTH-EAST ASIA, OCEANIA AND THE PACIFIC

Regional Overview

Methamphetamine continues to dominate the ATS market in East and South-East Asia, Oceania and the Pacific. ATS seizures in the region have annually increased from about 13 tons in 2008 to just under 40 tons in 2012. The rapid rise of ATS seizures over the years is primarily attributable to the increase of methamphetamine seizures which about tripled from less than 12 tons in 2008 to 36 tons in 2012. Having increased from about 0.1 tons in 2008 to 2.3 tons in 2011, amphetamine seizures in the region have dropped again to less than 0.2 tons in 2012. Seizures of "ecstasy" have also fluctuated over the years, but have more than tripled in 2012 to 1.9 tons. However, both amphetamine and "ecstasy" seizures in the region have remained at relatively low levels, whilst methamphetamine seizures have annually made up more than 90 per cent of total ATS seizures for a number of years.

Fig. 11: Total ATS seizures reported in East and South-East Asia, Oceania and the Pacific, 2008-2012

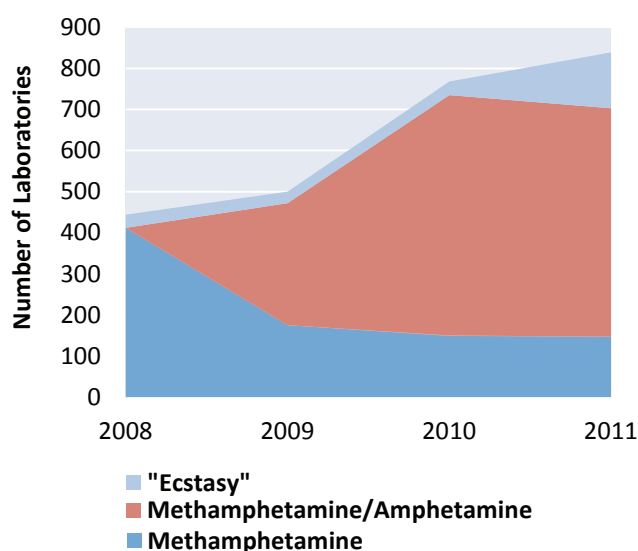


Source: United Nations Office on Drugs and Crime (UNODC), Annual Report Questionnaire 2008-2012.

There are indications that increasingly large quantities of ATS are being manufactured in East and South-East Asia. Between 2008 and 2011, the total number of dismantled ATS laboratories have risen by almost 90 per cent, predominantly due to the large increase of both dismantled amphetamine and methamphetamine laboratories, which rose from about 300 in 2009 to almost 590 in 2010 and levelling at around 560 in 2011.⁹⁶ Though the number of

dismantled laboratories in the region intended solely for methamphetamine manufacture dropped from about 410 in 2008 to less than 180 in 2009, these have remained at about 150 in 2010 and 2011. The annual number of dismantled "ecstasy" laboratories have remained at around 30 between 2008 and 2010, but have increased to just under 140 in 2011.

Fig. 12: Dismantled ATS laboratories reported in East and South-East Asia, Oceania and the Pacific, 2008-2011



Source: United Nations Office on Drugs and Crime (UNODC), Annual Report Questionnaire 2008-2011.

ATS use is a major problem in large parts of the region. For instance, according to expert perception, there has been a large increase of ATS use in mainland China in 2012, as well as some increase in the number of people receiving treatment for ATS use.⁹⁷ In 2012, ATS users accounted for the second largest share at 19.1 per cent of people receiving drug treatment in mainland China, below those treated for opioid use accounting for 79.7 per cent.⁹⁸ In South-East Asia, Community-Based Treatment services in Cambodia in 2012 provided ongoing treatment for an estimated 1,300 drug users, of which 86.4 per cent were treated for ATS use.⁹⁹ The number of people receiving

the Pacific were dismantled does not allow to differentiate between dismantled methamphetamine and amphetamine laboratories.

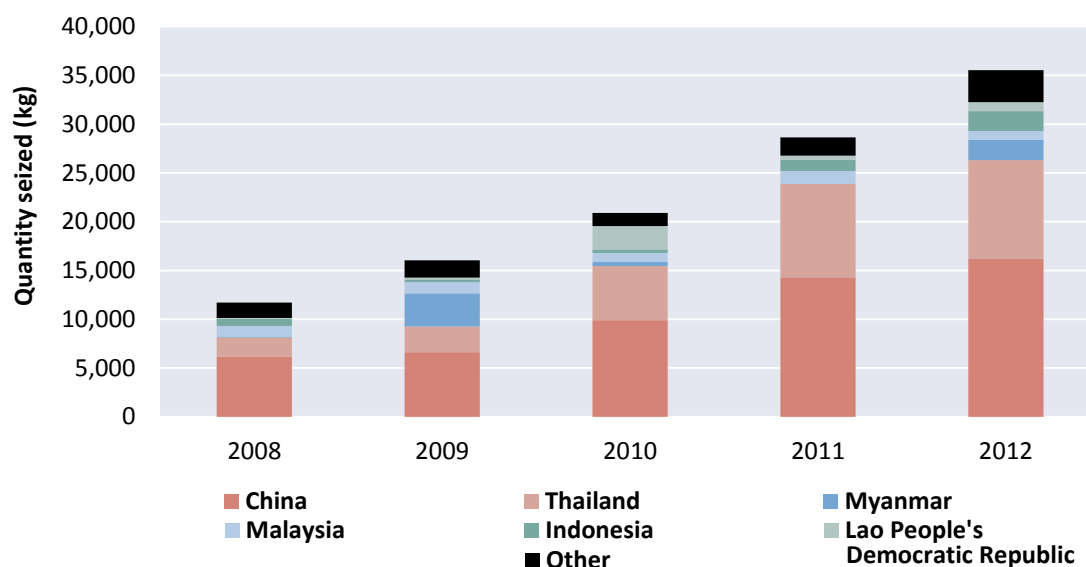
⁹⁷ United Nations Office on Drugs and Crime (UNODC), Annual Report Questionnaire for China 2012.

⁹⁸ Drug Abuse Information Network for Asia and the Pacific (DAINAP).

⁹⁹ Drug Abuse Information Network for Asia and the Pacific (DAINAP).

⁹⁶ The data available at the national level for Australia where the majority of ATS laboratories for East and South-East Asia, Oceania and

Fig. 13: Methamphetamine seizures reported in East and South-East Asia, Oceania and the Pacific by country, 2008-2012



Source: United Nations Office on Drugs and Crime (UNODC), Annual Report Questionnaire 2008-2012.

treatment for ATS use in Myanmar accounted for 2.7 per cent of the total number of people receiving treatment for drug use in 2011 (around 97 per cent of people were treated for opioid use), but according to expert perception, there has been an annual increase in the number of people admitted for treatment relating to ATS use at the Yangon Mental Health Hospital for psychiatric problems over the last 5 years.¹⁰⁰ According to the National Narcotics Board of Indonesia, ATS users were estimated to have accounted for the second largest share of drug users receiving drug treatment in the country in 2011 at 35.7 per cent (4,884 people), following those treated for opioid use at 53.1 per cent (7,262 people).¹⁰¹

Over the years, amphetamine seizures in the Oceania region have remained at comparatively low levels, totaling less than 1 ton between 2008 and 2012. However, drug treatment admissions indicate that amphetamine is a drug of concern in Australia. Between 2011 and 2012, amphetamine users in Australia accounted for the second largest share of people receiving drug treatment at 22.6 per cent, after cannabis at 43.2 per cent, followed by heroin at 17.3 per cent and pharmaceutical opioids at about 8.5 per cent.¹⁰²

100 United Nations Office on Drugs and Crime (UNODC), Annual Report Questionnaire for Myanmar 2011; "Myanmar country presentation", Central Committee for Drug Abuse Control (CCDAC), presented at the ASEAN Conference 2013: Road-map to Effective Substance Dependence Treatment, Nonthaburi, Thailand, 17-19 July 2013.

101 United Nations Office on Drugs and Crime (UNODC), Annual Report Questionnaire for Indonesia 2012.

102 United Nations Office on Drugs and Crime (UNODC), Annual Report Questionnaire for Australia 2012.

A growing market for methamphetamine?

Over the years, methamphetamine seizures have been predominantly reported in East and South-East Asia, in countries such as China, Indonesia, the Lao People's Democratic Republic (Lao PDR), Malaysia, Myanmar and Thailand. A rapid rise in seizures have particularly been reported in mainland China, where detected methamphetamine has risen annually from 6 tons in 2008 to more than 16 tons in 2012, making up about 45 per cent of total methamphetamine seizures for the region that year. Increasing methamphetamine seizures have also been reported in Thailand, from about 2 tons in 2008 to more than 10 tons in 2012 and in Myanmar from 0.1 ton to 2 tons. Except for a decrease in methamphetamine seizures in Malaysia from 1.1 ton in 2008 to 0.9 tons in 2012, seizures have increased in Indonesia from 0.7 tons to more than 2.1 tons over the same period, as well as in the Lao PDR from 0.1 ton to 0.9 tons.

Whilst methamphetamine seizures in East and South-East Asia have been rising rapidly, there are also indications of high levels of methamphetamine use in this region. For instance, according to expert perception, there has been a large increase of methamphetamine use in mainland China in 2012, as opposed to amphetamine use which has remained stable, and "ecstasy" use, which has shown some decline.¹⁰³ Also, among people held in prisons in Macau, China, in 2012, methamphetamine was the most used drug in terms of annual prevalence at 41.6 per cent.¹⁰⁴

103 United Nations Office on Drugs and Crime (UNODC), Annual Report Questionnaire for China 2012.

104 United Nations Office on Drugs and Crime (UNODC), Annual Report Questionnaire for Macau, China 2012.

In South-East Asia, methamphetamine users in Thailand accounted for the largest share of people treated for drug use at drug treatment centres in 2012 at 88 per cent.¹⁰⁵ Moreover, according to expert perception, methamphetamine use in Thailand is on the rise among students at secondary school and at university.¹⁰⁶ In Myanmar, a study on ATS use among high school students in Myitkyina, in Kachin State, in 2011, found that methamphetamine was the most used drug under international control with a lifetime prevalence at 1.5 per cent and an annual prevalence of 0.8 per cent.¹⁰⁷ Methamphetamine use is also reported to be a major problem in Lao PDR where methamphetamine users accounted for over 50 per cent of people treated for ATS use in 2012 at the Somsanga Treatment and Rehabilitation Centre in Vientiane.¹⁰⁸

Despite an increase of methamphetamine seizures in Indonesia, methamphetamine use in the country on the whole is reported to be lower than that of other substances under international control and certain ATS. According to a high school survey among students aged 15 to 19 in 2011, annual methamphetamine prevalence at 0.26 per cent use ranked below “ecstasy” use at 0.34 per cent.¹⁰⁹ Although ATS users accounted for 35.7 per cent (4,884 people) of the total number of people treated for drug use in Indonesia in 2012, this was below the number of people treated for opioid use at 53.1 per cent (7,262 people).¹¹⁰ Methamphetamine continues to be manufactured in the country, but the number of discovered laboratories have recently decreased. Therefore, the increase of methamphetamine seizures in Indonesia might not necessarily be due to a growing domestic market for the drug and could instead point to a rise of methamphetamine trafficking.

Some other countries in East and South-East Asia demonstrate high levels of treatment admissions for methamphetamine use indicating that methamphetamine is a major problem throughout the region. For instance, in the Philippines people treated for methamphetamine use by far accounted for the largest share of people admitted for treatment of drug use at treatment facilities in 2012 at 63.2 per cent (2,167 people).¹¹¹ Moreover, according to expert per-

ception, the majority of people admitted to Temporary Centers for Drug Education and Rehabilitation in Cambodia in 2012 were treated for methamphetamine use.¹¹² Also, according to expert perception, methamphetamine was the second most commonly used drug in Cambodia after heroin since 2010.¹¹³ In 2012, people admitted to Drug Rehabilitation Centers for methamphetamine use in Singapore accounted for the second largest share of people treated for drug use at 41.5 per cent (585 people), after heroin at 44.9 per cent (632 people).¹¹⁴ In Brunei Darussalam, methamphetamine users in the country accounted for 97.3 (145 people) per cent of all people admitted for drug treatment in 2012, similar to the share reported in previous years.¹¹⁵

A growing use of NPS in the form of “ecstasy”?

High levels of “ecstasy” use continue to be reported by countries in the Oceania region. The Australian 2010 National Drug Strategy Household Survey found that “ecstasy” remains the second most used drug in Australia among people aged 15 to 64 at a lifetime prevalence of 10.3 per cent, after cannabis use at 35.4 per cent.¹¹⁶ Furthermore, the 2010 National Drug Strategy Household Survey among people aged 14 to 19, also indicated “ecstasy” as the second most used substance in terms of lifetime prevalence at 4.7 per cent, after cannabis use at 21.5 per cent, whilst annual “ecstasy” use ranked third at 2.8 per cent after cannabis at 15.7 per cent and pharmaceuticals at 3.2 per cent.¹¹⁷

The number of detected MDMA laboratories in Australia over the years have annually ranged between 10-20 laboratories. However, there are reports of increased “ecstasy” trafficking to Australia from European countries, including Germany, the Netherlands and the United Kingdom.¹¹⁸ According to the Australian Crime Commission (ACC), the number of small quantity MDMA detections along the Australian border is on the rise, most of which occur in the postal stream.¹¹⁹

105 Drug Abuse Information Network for Asia and the Pacific (DAINAP).

106 Drug Abuse Information Network for Asia and the Pacific (DAINAP).

107 “Study on Use of Amphetamine-Type Stimulants among High-School Students at Myitkyina State”, Substances Abuse Control Project, Department of Health, Ministry of Health, Republic of Myanmar and the World Health Organisation Country Office for Myanmar, Myitkyina, Myanmar, 2011.

108 United Nations Office on Drugs and Crime (UNODC), *Patterns and Trends of Amphetamine-Type Stimulants and Other Drugs: Challenges for Asia and the Pacific*. Global Synthetics Monitoring: Analyses, Reporting and Trends (SMART) Programme, November 2013.

109 United Nations Office on Drugs and Crime (UNODC), Annual Report Questionnaire for Indonesia 2012.

110 United Nations Office on Drugs and Crime (UNODC), Annual Report Questionnaire for Indonesia 2011.

111 United Nations Office on Drugs and Crime (UNODC), Annual Report Questionnaire for the Philippines 2012.

112 “Country Report on Drug Situation in Cambodia”, National Authority for Combatting Drugs (NACD), presented at the Seventeenth Asia-Pacific Operational Drug Enforcement Conference (ADEC), Tokyo, 14-16 February 2012.

113 Drug Abuse Information Network for Asia and the Pacific (DAINAP).

114 United Nations Office on Drugs and Crime (UNODC), Annual Report Questionnaire for Singapore 2012.

115 Drug Abuse Information Network for Asia and the Pacific (DAINAP); United Nations Office on Drugs and Crime (UNODC), Annual Report Questionnaire for Brunei Darussalam 2012.

116 “2010 National Drug Strategy Household Survey Report”, Australian Institute of Health and Welfare (AIHW), Canberra, July 2011.

117 “2010 National Drug Strategy Household Survey Report”, Australian Institute of Health and Welfare (AIHW), Canberra, July 2011.

118 United Nations Office on Drugs and Crime (UNODC), Annual Report Questionnaire for Australia 2012.

119 United Nations Office on Drugs and Crime (UNODC), Annual Report Questionnaire for Australia 2012.

In 2010, New Zealand also reported an increasing trend of “ecstasy” use. The latest drug use survey conducted in the country between 2007/08 showed that in terms of annual prevalence “ecstasy” was the third most used substances among people aged 16-64 at 2.6 per cent after cannabis at 14.6 per cent and hallucinogens at 3.2 per cent.¹²⁰ However, according to law enforcement officials in New Zealand, “ecstasy” tablets seized in 2012 have been found to contain little or no MDMA and consist mainly of a blend of other internationally controlled and non-controlled substances, such as mephedrone, BZP¹²¹, TFMPP¹²² and methylone¹²³.¹²⁴ Moreover, a laboratory believed to be intended for the supply of “ecstasy” tablets discovered in New Zealand in November 2012, was in fact manufacturing NPS that were sold as “ecstasy”.¹²⁵ Therefore, reports of increasing “ecstasy” use in New Zealand may in fact point to a growing use of NPS.

This trend of selling NPS as “ecstasy” on ATS markets has also been observed by countries in South-East Asia. For instance, according to expert perception, in Hong Kong, China, “ecstasy” tablets, were reported to contain other ATS, as well as NPS such as ketamine, TFMPP and PMMA¹²⁶ in addition to MDMA.¹²⁷ In Singapore, “ecstasy” seizures in 2012 were also found to contain a number of controlled and non-controlled substances other than MDMA.¹²⁸ “Ecstasy” seizures in Indonesia have increased continuously from 0.1 ton in 2009 to about 1.3 tons in 2012. The seized tablets have also been reported to contain NPS.¹²⁹ Prevalence data also points to widespread “ecstasy” use in Indonesia. The results of a drug use survey among Indonesian workers aged 15 to 60 in 2012,

120 “Drug Use in New Zealand: Key results of the 2007/08 New Zealand Alcohol and Drug Use Survey”, Ministry of Health, Wellington, January 2010.

121 Benzylpiperazine (BZP) is a piperazine not under international control.

122 1-(3-Trifluoromethylphenyl)piperazine (TFMPP) is a piperazine not under international control, commonly found in “ecstasy” tablets.

123 3,4-methylenedioxy-N-methylcathinone, also known as methylone is a synthetic cathinone not under international control.

124 United Nations Office on Drugs and Crime (UNODC), Annual Report Questionnaire for New Zealand 2012.

125 United Nations Office on Drugs and Crime (UNODC), Annual Report Questionnaire for New Zealand 2012.

126 PMMA is the chemical abbreviation of paramethoxymethamphetamine, a phenethylamine not under international control.

127 “Narcotics Bureau Quarterly Report, 3Q – 2012 (July-September)”, Narcotics Bureau, Hong Kong Police Force (HKNB), presented at the Eighteenth Asia-Pacific Operational Drug Enforcement Conference (ADEC), Tokyo, 26-27 February 2013.

128 These substances included ketamine, mephedrone, JWH-018 (a synthetic cannabinoid not under international control), MDPV (a synthetic cathinone not under international control), TFMPP, methylethcathinone (4-methylethcathinone, a synthetic cathinone not under international control), BZP and pentedrone (a synthetic cathinone not under international control); United Nations Office on Drugs and Crime (UNODC), Annual Report Questionnaire for Singapore 2012.

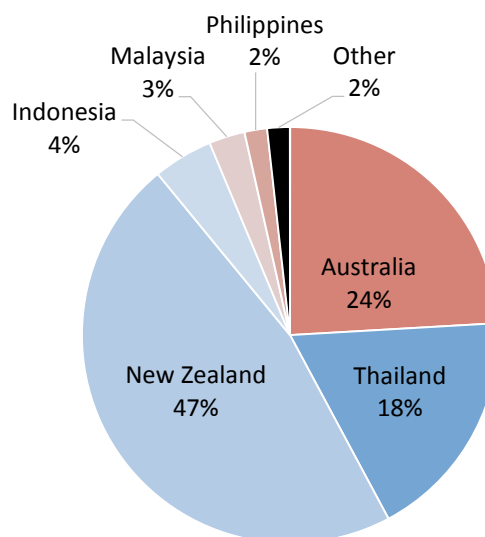
129 These NPS included ketamine, methylone and synthetic cannabinoids; United Nations Office on Drugs and Crime (UNODC), Annual Report Questionnaire for Indonesia 2009-2012.

rank “ecstasy” as the third most used drug in terms of lifetime prevalence at 2.50 per cent, after cannabis at 7.11 per cent and tranquilizers and sedatives at 4.09 per cent.¹³⁰ In 2011, a school survey in Indonesia among students aged 15 to 19 also indicated the annual prevalence of “ecstasy” as the second most used drug together with benzodiazepines at 0.34 per cent, after cannabis at 1.3 per cent.¹³¹ There have also been reports of “ecstasy” manufacture in Indonesia, having discovered 24 “ecstasy” laboratories including 15 MDMA laboratories since 2008.¹³²

Methamphetamine manufacture

In recent years, an increasing number of ATS laboratories have been discovered in the region. Despite a drop in 2009, the number of dismantled methamphetamine laboratories in the region have remained at around 150 annually for the last few years. The majority of these dismantled laboratories between 2008 and 2011 were reported by New Zealand at 47 per cent, followed by Australia at 24 per cent and Thailand at 18 per cent. Methamphetamine laboratories were also reported to have been discovered in Cambodia, Hong Kong (China), India, Indonesia, Japan, the Republic of Korea, Malaysia, Myanmar, the Philippines and Sri Lanka, together making up about 11 per cent of the total number reported in the region.

Fig. 14: Dismantled methamphetamine laboratories reported in East and South-East Asia, Oceania and the Pacific, by country, 2008-2011



Source: United Nations Office on Drugs and Crime (UNODC), Annual Report Questionnaire 2008-2011.

130 United Nations Office on Drugs and Crime (UNODC), Annual Report Questionnaire for Indonesia 2012.

131 United Nations Office on Drugs and Crime (UNODC), Annual Report Questionnaire for Indonesia 2011.

132 Malaysia has also reported “ecstasy” manufacture, with 19 laboratories dismantled between 2008 and 2012; United Nations Office on Drugs and Crime (UNODC), Annual Report Questionnaire for Malaysia 2008-2012.

The changing content of “ecstasy” tablets

In many regions of the world, a large proportion of seized pills marketed as “ecstasy” contain substances other than MDMA. This trend may be due to successful controls over the main precursor chemicals used in the manufacture of MDMA. In Europe, according to the EMCDDA, amphetamines have been commonly found in “ecstasy” pills in Luxembourg, Spain and Turkey.³⁸ In many other cases across the world, drugs sold as “ecstasy” actually contained New Psychoactive Substances (NPS). Over the last few years, a wide array of NPS have been discovered in tablets sold as “ecstasy” seized in Asia, the Americas, Europe and Oceania.

Table 2: Substances found in pills sold as “ecstasy”, 2009-2012

Substances	Asia	Americas	Europe	Oceania
2C-B		•		
2C-E		•		
α-PVP		•	•	
Amphetamine			•	
BTCP		•		
BZP		•		•
CPP*	•			
DMT		•		
Eutylone (bk-EBDB)				•
Fluoro-methcathinone	•			
JWH-018	•			
Ketamine	•	•	•	
mCPP			•	
MDA	•			
MDPBP				•
MDPV	•	•		
Mephedrone	•			
Methamphetamine	•	•	•	
Methoxetamine			•	
Methylethcathinone	•			•
Methylone	•			
N-ethylamphetamine				•
Pentedrone	•			
PMMA	•	•	•	
TFMPP	•	•		•

Source: United Nations Office on Drugs and Crime (UNODC), Annual Report Questionnaire 2009-2012; European Monitoring Centre for Drugs and Drug Addiction and European Police Office, “EU Drug Markets Report: A Strategic Analysis”, Luxembourg, Publications Office of the European Union, 2013.

Note: Prescription drugs and cutting agents are not listed in this table and substances in bold letters are substances under international control. Substance names are as provided by the respective source and the identification of a substance in “ecstasy” pills does not provide an indication of the quantity found.

* Substance not identified due to a lack of detailed information.

Although New Zealand has reported by far the largest number of methamphetamine laboratories in the region, most laboratories have been of relatively small-scale and have often been discovered in vehicles or suitcases.¹³⁴ Moreover, the number of dismantled methamphetamine laboratories in the country has been steadily decreasing over the years, from 134 in 2009 to 109 in 2011. According to the National Drug Intelligence Bureau (NDIB) in New Zealand, increased law enforcement pressure on AT'S

precursor chemical trafficking to the country has led to a decline in domestic methamphetamine manufacture. Seizures of ephedrine and pseudoephedrine have been on the decline in recent years, dropping by 24.0 per cent in 2011 and by another 37.6 per cent in 2012 to only around 0.3 tons.¹³⁵ Methamphetamine seizures in New Zealand have remained at low levels, annually ranging between about 15 and 30 kg.¹³⁶

133 European Monitoring Centre for Drugs and Drug Addiction and European Police Office, *EU Drug Markets Report: A Strategic Analysis*, Luxembourg, Publications Office of the European Union, 2013.

134 United Nations Office on Drugs and Crime (UNODC), Annual Report Questionnaire for New Zealand 2012.

135 United Nations Office on Drugs and Crime (UNODC), Annual Report Questionnaire for New Zealand 2012.

136 United Nations Office on Drugs and Crime (UNODC), Annual Report Questionnaire for New Zealand 2012.

In Australia, the data available at the national level does not allow to differentiate between dismantled methamphetamine and amphetamine laboratories. In any case, in the state of New South Wales, in Australia, the New South Wales (NSW) Police Force reported that the number of discovered methamphetamine laboratories increased by almost 21 per cent in 2012 alone, to 81 from 67 in the previous year.¹³⁷ According to the Australian Crime Commission (ACC), the Australian ATS market (excluding “ecstasy”) appears to be predominantly supplied by rising domestic manufacture.¹³⁸ ATS laboratories dismantled in Australia over the years have annually accounted for more than 60 per cent of the number of laboratories dismantled in East and South-East Asia, Oceania and the Pacific.¹³⁹ Between 2008 and 2011 the number of illicit ATS laboratories discovered in Australia more than doubled from about 270 to 570.¹⁴⁰

In recent years, there has been a rapid increase in the number of methamphetamine laboratories detected in Thailand. Whilst only 2 methamphetamine laboratories were discovered in Thailand between 2008 and 2010, 109 had been dismantled in 2011 and another 84 in 2012.¹⁴¹ Methamphetamine manufactured in Thailand may be intended to supply the large domestic market. Indeed, most laboratories consisted of small-scale manufacturing sites located in the central parts of the country, near Bangkok.¹⁴² Therefore, methamphetamine may also be trafficked into the country to meet domestic demand, which is supported by reports that large amounts of methamphetamine seized in Thailand originate from Myanmar.¹⁴³ For instance, in 2008 all methamphetamine seized in Thailand was perceived to have originated in Myanmar.¹⁴⁴ Since then, methamphetamine seizures reported in Bangladesh, Thailand and Myanmar itself have been perceived to have originated in Myanmar.¹⁴⁵

137 United Nations Office on Drugs and Crime (UNODC), Annual Report Questionnaire for Australia 2012.

138 United Nations Office on Drugs and Crime (UNODC), Annual Report Questionnaire for Australia 2012.

139 United Nations Office on Drugs and Crime (UNODC), Annual Report Questionnaire for Australia 2008-2011.

140 United Nations Office on Drugs and Crime (UNODC), Annual Report Questionnaire for Australia 2008-2011.

141 United Nations Office on Drugs and Crime (UNODC), Annual Report Questionnaire for Thailand 2008-2012.

142 Thailand country report, Office of the Narcotics Control Board of Thailand (ONCB), presented at the Eighteenth Asia-Pacific Operational Drug Enforcement Conference (ADEC), 26-27 February 2013.

143 “Thailand country report” Office of the Narcotics Control Board of Thailand (ONCB), presented at the Eighteenth Asia-Pacific Operational Drug Enforcement Conference (ADEC), 26-27 February 2013; “China country presentation”, China National Narcotics Control Commission (NNCC), presented at the Eighteenth Asia-Pacific Operational Drug Enforcement Conference (ADEC), Tokyo, 26-27 February 2013.

144 United Nations Office on Drugs and Crime (UNODC), Annual Report Questionnaire for Thailand 2008.

145 United Nations Office on Drugs and Crime (UNODC), Annual

In Indonesia, a number of methamphetamine laboratories have been dismantled over the years rising to 17 in 2009, but dropping to 4 in 2012, most of which were again small-scale kitchen-type facilities discovered in Jakarta and Sumatra.¹⁴⁶ Given that Indonesia had licit requirements for ephedrine at about 7 tons and pseudoephedrine at more than 38 tons (precursor chemicals which can be used for the manufacture of ATS) in 2012, there is a high potential risk of these substances being diverted for illicit ATS manufacture.¹⁴⁷ Though there have been no reports of ATS manufacture in Singapore and ATS seizures on the whole remain limited, the country has high licit requirements for ephedrine at 12 tons and pseudoephedrine at 53 tons.¹⁴⁸

There have been large numbers of drug manufacturing laboratories dismantled in China over the years. Up until 2011, the number of laboratories intended for ATS manufacture or any other substances under international control remains unclear.¹⁴⁹ In 2009, around 390 unspecified drug manufacturing laboratories were dismantled in China, declining to 378 in 2010 and 357 in 2011.¹⁵⁰ However, in 2012, China reported that the 228 dismantled methamphetamine laboratories accounted for the largest share of all 326 drug laboratories dismantled that year.¹⁵¹ In Hong Kong, China one methamphetamine laboratory was also reported to have been dismantled in that same year.¹⁵² China has the highest licit requirements for ephedrine in the world at 155 tons and has the second highest licit requirements for pseudoephedrine at 200 tons after India at more than 300 tons,¹⁵³ which may again heighten the risk of diversion for ATS manufacture.

Otherwise, methamphetamine manufacture has also been reported over the years in Japan, the Republic of Korea, Malaysia, Myanmar, the Philippines and Sri Lanka.

Report Questionnaire for Bangladesh, Myanmar and Thailand 2008-2011.

146 United Nations Office on Drugs and Crime (UNODC), Annual Report Questionnaire for Indonesia 2009-2012.

147 International Narcotics Control Board (INCB), *Precursors and chemicals frequently used in the illicit manufacture of narcotic drugs and psychotropic substances*, New York, January 2013.

148 United Nations Office on Drugs and Crime (UNODC), Annual Report Questionnaire for Singapore 2012; International Narcotics Control Board (INCB), *Precursors and chemicals frequently used in the illicit manufacture of narcotic drugs and psychotropic substances*, New York, January 2013.

149 United Nations Office on Drugs and Crime (UNODC), Annual Report Questionnaire for China 2012.

150 United Nations Office on Drugs and Crime (UNODC), Annual Report Questionnaire for China 2012; Drug Abuse Information Network for Asia and the Pacific (DAINAP).

151 United Nations Office on Drugs and Crime (UNODC), Annual Report Questionnaire for China 2012.

152 United Nations Office on Drugs and Crime (UNODC), Annual Report Questionnaire for Hong Kong, China, 2012.

153 International Narcotics Control Board (INCB), *Precursors and chemicals frequently used in the illicit manufacture of narcotic drugs and psychotropic substances*, New York, January 2013.

Between 2008 and 2011, there had been 30 methamphetamine laboratories dismantled in Malaysia and 19 in the Philippines, though most laboratories in the Philippines consisted of relatively small facilities.¹⁵⁴ Moreover, most methamphetamine seized in Japan and the Republic of Korea was perceived to have been trafficked from other countries and only 2 methamphetamine laboratories were dismantled in Japan and 4 in the Republic of Korea between 2008 and 2011, while one methamphetamine laboratory was discovered in Sri Lanka. In Myanmar, 6 methamphetamine laboratories have been discovered, sometimes in small, mobile facilities.¹⁵⁵ This number is relatively small in view of the fact that there have been reports of sizeable amounts of methamphetamine seized in a number of countries in the region, among them China and Thailand, that originate in Myanmar.¹⁵⁶

Methamphetamine trafficking to and within East and South-East Asia and Oceania

Though large amounts of methamphetamine are manufactured in the region, the drug continues to be trafficked from many other parts of the world to supply markets in East Asia, South-East Asia and Oceania. In addition, methamphetamine manufactured in countries in East and South-East Asia is also trafficked to other countries within the region.

Between 2010 and 2012, methamphetamine seizures reported in Indonesia, Malaysia and Thailand were perceived to have originated in the Islamic Republic of Iran.¹⁵⁷ According to expert perception, Thailand is primarily a transit country for methamphetamine en route from the Islamic Republic of Iran to Japan, Malaysia, the Philippines and Hong Kong, China.¹⁵⁸ In 2012, Iranians were also

the most common foreign nationality to be reported in connection with ATS trafficking in Indonesia.¹⁵⁹

According to seizure reports, ATS, in particular methamphetamine, is trafficked from West Africa either directly or via Southern Africa and Western Europe to East and South-East Asia, mostly to Australia, Japan, Malaysia and Thailand.¹⁶⁰ Moreover, according to seizure reports included in the database of Illicit Drug seizures with relation to European Airports' (IDEAS), about 85 per cent of ATS seized at Western European and Japanese airports originating from West Africa since 2009, were destined for countries in East and South-East Asia, predominantly Japan as well as Malaysia.¹⁶¹ The National Drug Law Enforcement Agency (NDLEA) in Nigeria also reported that large amounts of ATS seizures at Murtala Muhammed International Airport (MMIA) were destined for countries in East and South-East Asia, such as Malaysia and Japan as well as other countries within Africa.¹⁶² According to expert perception, there have been increasing arrests of West African and Kenyan nationals related to methamphetamine trafficking in Japan, Malaysia and the Philippines.¹⁶³ In 2010, Malaysia also reported to have seized methamphetamine that was perceived to have originated in Nigeria.¹⁶⁴

According to expert perception, methamphetamine is also trafficked via the Middle East to countries in East and South-East Asia.¹⁶⁵ East and South-East Asian countries, such as Japan, the Republic of Korea, Malaysia, Singapore

Busan, Republic of Korea, 12-14 September 2012.

159 United Nations Office on Drugs and Crime (UNODC), Annual Report Questionnaire for Indonesia 2012.

160 United Nations Office on Drugs and Crime (UNODC), Annual Report Questionnaire 2008-2012; Data reported by National Drug Law Enforcement Agency (NDLEA), Nigeria, July 2009 – July 2013; Data derived from 'Illicit Drug seizures with relation to European Airports' (IDEAS) database, 2009-2013; Australian Crime Commission (ACC), *Illicit Drug Data Report 2009-2010*, Canberra, June 2011.

161 Data derived from 'Illicit Drug seizures with relation to European Airports' (IDEAS) database, 2009-2013.

162 Data reported by National Drug Law Enforcement Agency (NDLEA), Nigeria, July 2009-July 2013.

163 "International Cooperation Against the Threat of ATS Globalization and West African Drug Syndicates" National Police Agency (NPA) of Japan, presented at the seventeenth Asia-Pacific Operational Drug Enforcement Conference (ADEC), Tokyo, Japan, 14-16 February 2012; "Malaysia Country Presentation", Royal Malaysian Police (RMP), presented at the seventeenth Asia-Pacific Operational Drug Enforcement Conference (ADEC), Tokyo, Japan, February 2012.

164 United Nations Office on Drugs and Crime (UNODC), Annual Report Questionnaire for Malaysia 2010.

165 "International Cooperation against the Threat of ATS Globalization and West African Drug Syndicates", National Police Agency (NPA) of Japan, presented at the Seventeenth Asia-Pacific Operational Drug Enforcement Conference (ADEC), Tokyo, Japan, 14-16 February 2012; "Thailand Country Report", Office of the Narcotics Control Board of Thailand (ONCB), presented at the Seventeenth Asia-Pacific Operational Drug Enforcement Conference (ADEC), Tokyo, Japan, 14-16 February 2012; "Malaysia Country Presentation", Royal Malaysian Police (RMP), presented at the Seventeenth Asia-Pacific Operational Drug Enforcement Conference (ADEC), Tokyo, February 2012.

154 Only one large-scale manufacturing facility was dismantled in the Philippines in 2012, which was capable of producing more than 50 kg of methamphetamine in a single production cycle; "Philippine Country Report", Dangerous Drugs Board (DDB), presented at the Global SMART Programme Regional Workshop, Jakarta, 28-29 August 2013.

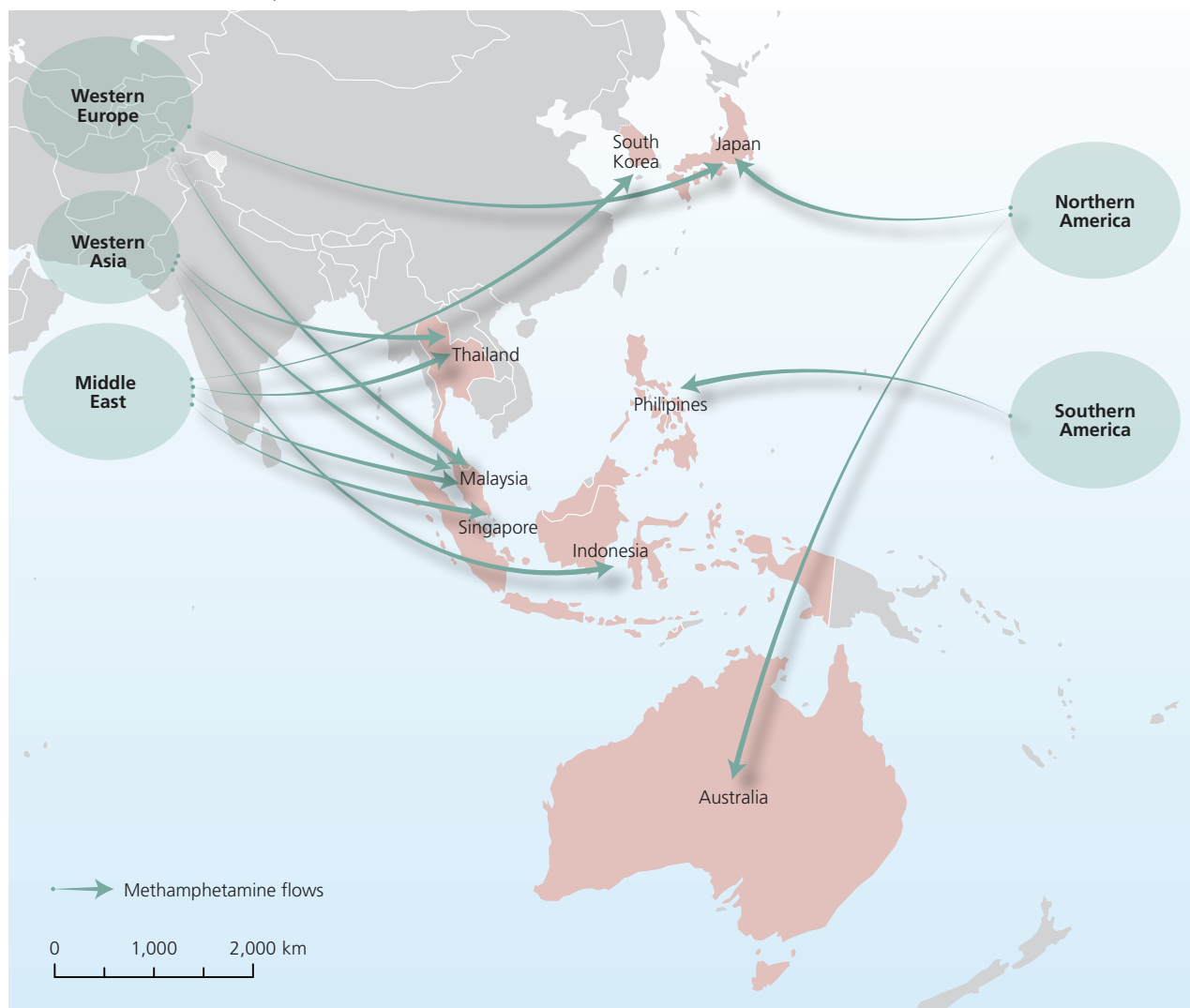
155 United Nations Office on Drugs and Crime (UNODC), *Patterns and Trends of Amphetamine-Type Stimulants and Other Drugs: Challenges for Asia and the Pacific*. Global Synthetics Monitoring: Analyses, Reporting and Trends (SMART) Programme, November 2013.

156 "Thailand country report" Office of the Narcotics Control Board of Thailand (ONCB), presented at the Eighteenth Asia-Pacific Operational Drug Enforcement Conference (ADEC), 26-27 February 2013; "China country presentation", China National Narcotics Control Commission (NNCC), presented at the Eighteenth Asia-Pacific Operational Drug Enforcement Conference (ADEC), Tokyo, 26-27 February 2013; United Nations Office on Drugs and Crime (UNODC), Annual Report Questionnaire for Thailand 2008.

157 United Nations Office on Drugs and Crime (UNODC), Annual Report Questionnaire for Indonesia, Malaysia and Thailand 2009-2011.

158 Thailand country report, Office of the Narcotics Control Board of Thailand (ONCB), presented at the Eighteenth Asia-Pacific Operational Drug Enforcement Conference (ADEC), 26-27 February 2013; "Thailand country report", Office of the Narcotics Control Board of Thailand (ONCB), presented at the Twenty-second Anti-Drug Liaison Officials' Meeting for International Cooperation (ADLOMICO),

Map 8: Methamphetamine flows as perceived by recipient countries to East and South-East Asia, Oceania and the Pacific, 2008-2012



Source: United Nations Office on Drugs and Crime (UNODC), Annual Report Questionnaire 2008-2012; Data derived from the 'Illicit Drug seizures with relation to European Airports' (IDEAS) database, 2009-2013;

Note: The origins of the flow arrows do not necessarily indicate the source/manufacture of methamphetamine. These arrows represent the flows as perceived by recipient countries. The origins of the flow arrows do not necessarily indicate the sources/manufacture of methamphetamine. These arrows represent the flows as perceived by source countries. The boundaries shown on this map do not imply official endorsement or acceptance by the United Nations. Dashed lines represent undetermined boundaries. Dotted line represents approximately the Line of Control in Jammu and Kashmir agreed upon by India and Pakistan. The final status of Jammu and Kashmir has not yet been agreed upon by the parties.

and Thailand, have reported of methamphetamine seizures that had been trafficked via Middle Eastern countries, including Qatar and the United Arab Emirates as well as Western European countries, such as France and Germany.¹⁶⁶

From Southern Africa, ATS is also being trafficked to Australia. According to the Australian Crime Commission (ACC), seizures of ATS shipments that had embarked from South Africa accounted for the largest share, of about 28 per cent, of all ATS detected at the Australian border in 2009 and 2010, while Zambia was also reported as the

embarkation point for some cases.¹⁶⁷ Both Australia and New Zealand have also reported that West African organized criminal groups are involved in ATS trafficking to these countries.¹⁶⁸

Methamphetamine seized in Australia, trafficked via Thailand and China by the postal services, is also perceived to have originated in Germany.¹⁶⁹ Though Australian law enforcement authorities report an increase of domestic

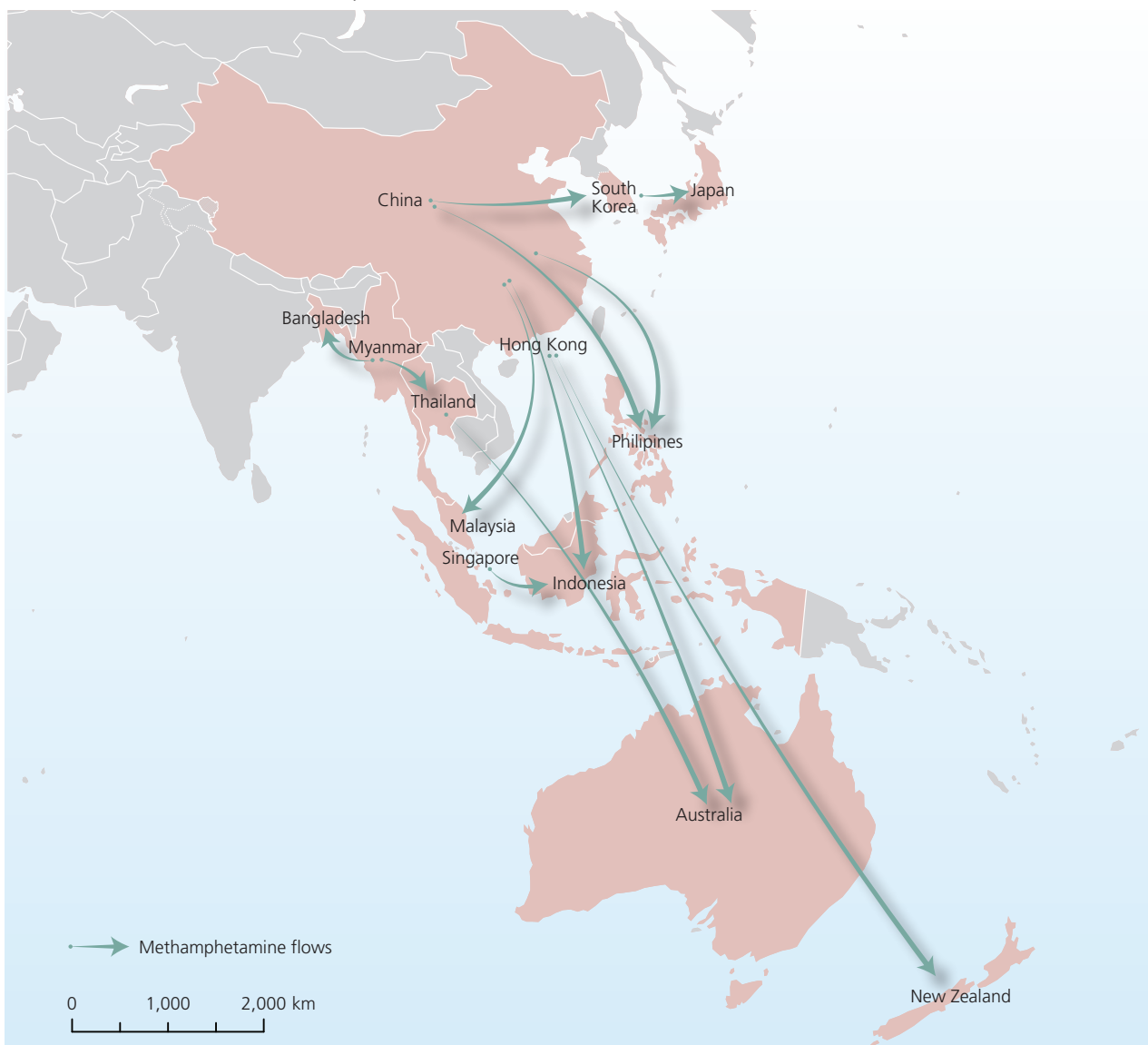
166 United Nations Office on Drugs and Crime (UNODC), Annual Report Questionnaire 2010-2012.

167 Australian Crime Commission (ACC), *Illicit Drug Data Report 2009-2010*, Canberra, June 2011.

168 "Country Report New Zealand", presented at the Thirty-fifth Meeting of Heads of National Drug Law Enforcement Agencies, Asia and the Pacific (HONLAP), Agra, India, 22-25 November 2011.

169 "Illicit Drug Data Report 2011-12", Australian Crime Commission (ACC), Canberra, May 2013.

Map 9: Methamphetamine flows as perceived by recipient countries within East and South-East Asia, Oceania and the Pacific, 2008-2012



Source: United Nations Office on Drugs and Crime (UNODC), Annual Report Questionnaire 2008-2012.

Note: The origins of the flow arrows do not necessarily indicate the source/manufacture of methamphetamine. These arrows represent the flows as perceived by recipient countries. The origins of the flow arrows do not necessarily indicate the sources/manufacture of methamphetamine. These arrows represent the flows as perceived by source countries. The boundaries shown on this map do not imply official endorsement or acceptance by the United Nations. Dashed lines represent undetermined boundaries. Dotted line represents approximately the Line of Control in Jammu and Kashmir agreed upon by India and Pakistan. The final status of Jammu and Kashmir has not yet been agreed upon by the parties.

ATS manufacture, rising amounts of ATS have recently been seized along the Australian border pointing to an increase of trafficking to the country.¹⁷⁰

In recent years, there have also been reports of methamphetamine trafficked from countries in North and South America to East and South-East Asia. In 2012, Japan and Australia reported that a large share of seized methamphetamine was perceived to have originated from Mexico and trafficked in shipping containers.¹⁷¹ Furthermore,

methamphetamine perceived to have originated in Peru and Brazil have been reported seized in the Philippines in 2012, possibly intended for onward trafficking to mainland China and Hong Kong, China.¹⁷² In addition, according to Malaysian law enforcement there are indications that Iranian drug trafficking groups may be smuggling Mexican manufactured methamphetamine to Malaysia by plane.¹⁷³

Report Questionnaire for Japan 2012; Drug Abuse Information Network for Asia and the Pacific (DAINAP).

170 United Nations Office on Drugs and Crime (UNODC), Annual Report Questionnaire for Australia 2012.

172 United Nations Office on Drugs and Crime (UNODC), Annual Report Questionnaire for the Philippines 2012.

171 United Nations Office on Drugs and Crime (UNODC), Annual

173 "Malaysia country report", Narcotics Crime Investigation Depart-

According to reports from Hong Kong, China, methamphetamine seized in Hong Kong is mainly perceived as being intended for trafficking to other parts of the region, such as Australia, Cambodia, Japan, Malaysia and Thailand.¹⁷⁴ Large amounts of methamphetamine seized in China and originating in the country are perceived to be intended for the domestic market, and some countries, such as Indonesia, the Republic of Korea, Malaysia and the Philippines, have reported seizures of methamphetamine in 2012 that were perceived to have originated in China.¹⁷⁵

According to expert perception, some methamphetamine originating in Myanmar is intended for the domestic market, but most is intended for trafficking to neighbouring countries.¹⁷⁶ All methamphetamine seized in Bangladesh and Thailand in 2008 was perceived to have originated in Myanmar.¹⁷⁷ Since then, methamphetamine seizures reported in Bangladesh, Thailand and Myanmar itself continue to be perceived to have originated in Myanmar.¹⁷⁸ According to expert perception, methamphetamine is trafficked from Myanmar to Thailand, Vietnam and Cambodia, via Lao PDR, though the drug also continues to be trafficked to these countries directly from Myanmar by sea.¹⁷⁹ There are indications that large quantities of the substance are also smuggled to China. According to expert perception, a large share of methamphetamine pills seized in China in 2012 originated from Myanmar.¹⁸⁰ Moreover, there have been reports that increasing amounts of methamphetamine originating from Myanmar have been seized in Yunnan province in south-western China along the border to Myanmar.¹⁸¹

ment, Royal Malaysia Police (RMP), presented at the Eighteenth Asia-Pacific Operational Drug Enforcement Conference (ADEC), Tokyo, 26-27 February 2013.

174 United Nations Office on Drugs and Crime (UNODC), Annual Report Questionnaire for Hong Kong, China 2012.

175 United Nations Office on Drugs and Crime (UNODC), Annual Report Questionnaire for Indonesia, the Republic of Korea, Malaysia and the Philippines 2009-2012.

176 United Nations Office on Drugs and Crime (UNODC), *Patterns and Trends of Amphetamine-Type Stimulants and Other Drugs: Challenges for Asia and the Pacific*. Global Synthetics Monitoring: Analyses, Reporting and Trends (SMART) Programme, November 2013.

177 United Nations Office on Drugs and Crime (UNODC), Annual Report Questionnaire for Myanmar and Thailand 2008.

178 United Nations Office on Drugs and Crime (UNODC), Annual Report Questionnaire for Bangladesh, Myanmar and Thailand 2008.

179 United Nations Office on Drugs and Crime (UNODC), *Patterns and Trends of Amphetamine-Type Stimulants and Other Drugs: Challenges for Asia and the Pacific*. Global Synthetics Monitoring: Analyses, Reporting and Trends (SMART) Programme, November 2013.

180 "China country presentation", China National Narcotics Control Commission (NNCC), presented at the Eighteenth Asia-Pacific Operational Drug Enforcement Conference (ADEC), Tokyo, 26-27 February 2013.

181 "Current Drug Situation and Trends of ATS in China", China National Narcotics Control Commission (NNCC), presented at the Eighteenth Asia-Pacific Operational Drug Enforcement Conference (ADEC), Tokyo, 26-27 February 2013.

A large and established market for NPS

Although the total number of NPS reports in the region has fluctuated over the years, reports of NPS on the whole have increased from 11 in 2008 to a total of almost 210 in 2013. The largest increases of NPS reports in the region have been observed with synthetic cannabinoids which have risen from just one observed substance in 2009 to 52 in 2013, and ketamine and phencyclidine-type substances rising from 11 in 2008 to 50 in 2013. In 2013, synthetic cannabinoids and ketamine and phencyclidine-type substances together accounted for almost 50 per cent of NPS reports. The number of reports of synthetic cathinones, phenethylamines, plant-based substances and piperazines also increased in recent years. Between 2009 and 2013, the number of reported synthetic cathinones increased from one to 37, phenethylamines increased from 2 to 23, piperazines from 3 to 20 and plant-based substances from 2 to 8 over the same period. The number of aminoindanes reported remained at low levels over the years with only one reported since 2009.

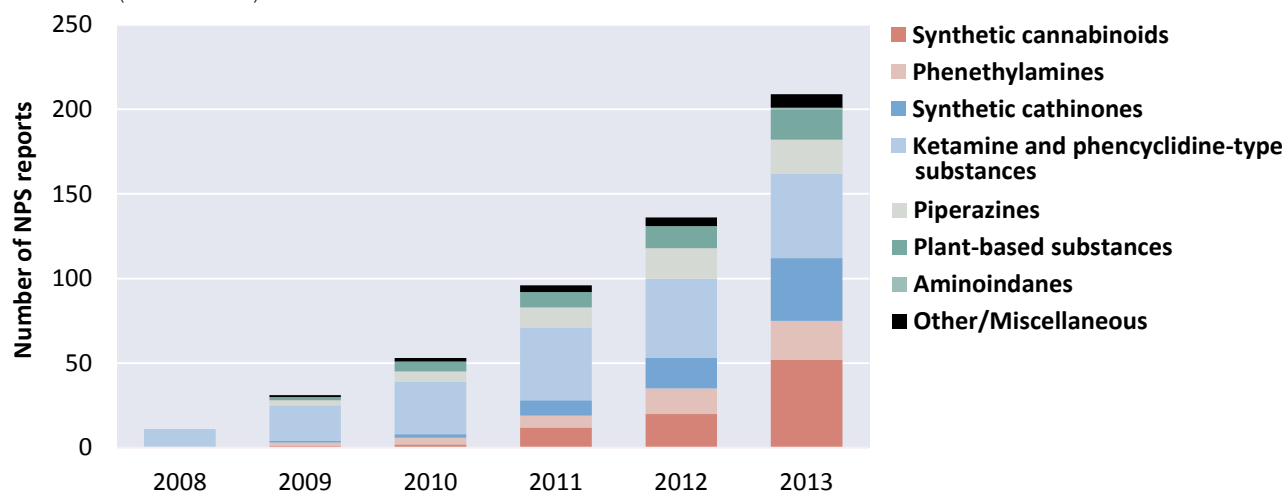
On the whole, about one-third of the number of NPS reports in the region between 2008 and 2013 have been reported by Australia accounting for 31 per cent of the total, followed by New Zealand at 17 per cent, Singapore at 12 per cent, Japan and China (including Hong Kong, China) at both 7 per cent. Other NPS in the region were also reported by Brunei Darussalam, Cambodia, Indonesia, India, the Republic of Korea, Malaysia, Mongolia, Myanmar, the Philippines, Sri Lanka, Thailand and Viet Nam, together making up around 26 per cent of the total number of NPS reports in the region.

A particularly large NPS market appears to be present in the Oceania region, where countries have reported some of the highest NPS prevalence rates in the world. In 2007/08, before BZP, a piperazine, was classified in New Zealand as a Class C drug, a household survey among people aged 15 to 64, showed that BZP was the second most used drug at 5.6 per cent, after cannabis at 14.6 per cent in terms of annual prevalence, which is more than twice as high as the rate for amphetamines at 2.1 per cent.¹⁸² However, once BZP was scheduled as a Class C drug in 2007, prevalence rates for BZP sharply declined, together with several other NPS that were placed under national controls.¹⁸³ In Australia, ketamine is the only NPS included in the national household survey of people aged 14 and above, and in 2010 it had an annual prevalence rate at 0.2 per cent use, the same as that of heroin, methadone or buprenorphine, and

182 Ministry of Health, *Drug Use in New Zealand; Key results of the 2007/08 New alcohol and Drug Survey*, January 2010.

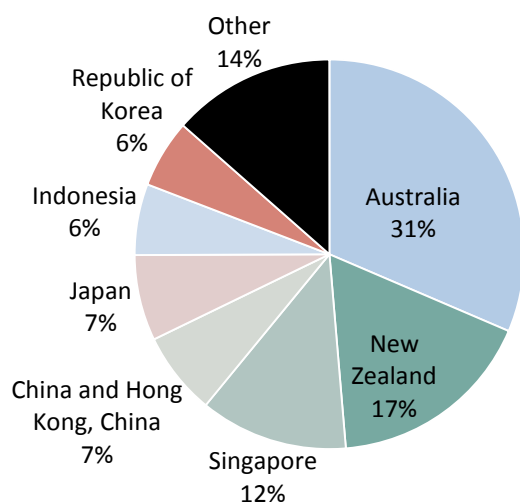
183 C. Wilkins and P. Sweetsur, "The impact of the prohibition of Benzylpiperazine (BZP) 'legal highs' on the prevalence of BZP, new legal highs and other drug use in New Zealand", *Drug and Alcohol Dependence* 127, no. 1-3 (2013): 72-80.

Fig. 15: Total number of NPS reports to UNODC in East and South-East Asia, Oceania and the Pacific (2008-2013)



Source: United Nations Office on Drugs and Crime (UNODC), "The challenge of new psychoactive substances". Global Synthetics Monitoring: Analyses, Reporting and Trends (SMART) Programme, Vienna, March 2013; United Nations Office on Drugs and Crime (UNODC), "UNODC Early Warning Advisory on New Psychoactive Substances (NPS) October 2013 update", October 2013 Submissions to UNODC and laboratories participating in the International Collaborative Exercises (ICE) programme.

Fig. 16: Total number of NPS reports to UNODC in East and South-East Asia, Oceania and the Pacific, by country, 2008-2013



Source: United Nations Office on Drugs and Crime (UNODC), "The challenge of new psychoactive substances". Global Synthetics Monitoring: Analyses, Reporting and Trends (SMART) Programme, Vienna, March 2013; United Nations Office on Drugs and Crime (UNODC), "UNODC Early Warning Advisory on New Psychoactive Substances (NPS) October 2013 update", October 2013; Submissions to UNODC and laboratories participating in the International Collaborative Exercises (ICE) programme.

higher than that of GHB at 0.1 per cent.¹⁸⁴ However, according to the Australian Crime Commission (ACC), drug users consume a number of NPS as substitutes to ATS. This can be evidenced in the results of a study conducted among frequent "ecstasy" and amphetamine users in Aus-

tralia, where 33 per cent had used an "emerging psychoactive substance" (excluding synthetic cannabinoids) in 2012, increasing from 28 per cent in 2011.¹⁸⁵

A large market for ketamine appears to be present in a number of Asian countries, notably in East Asia. Among people held in prisons in Macau, China, in 2012 ketamine was the second most used drug in terms of annual prevalence at 18.3 per cent, after methamphetamine at 41.6 per cent.¹⁸⁶ High levels of ketamine seizures have been reported in China, including Hong Kong, China, over the years which have also accounted for a significant share of ketamine seizures reported globally. Between 5 to 6 tons of ketamine have been annually seized in mainland China and Hong Kong, China, since 2009 and seizures have accounted for almost 60 per cent of global ketamine seizures between 2008 and 2011, except for 2010 when ketamine seizures accounted for about 42 per cent of the global total.

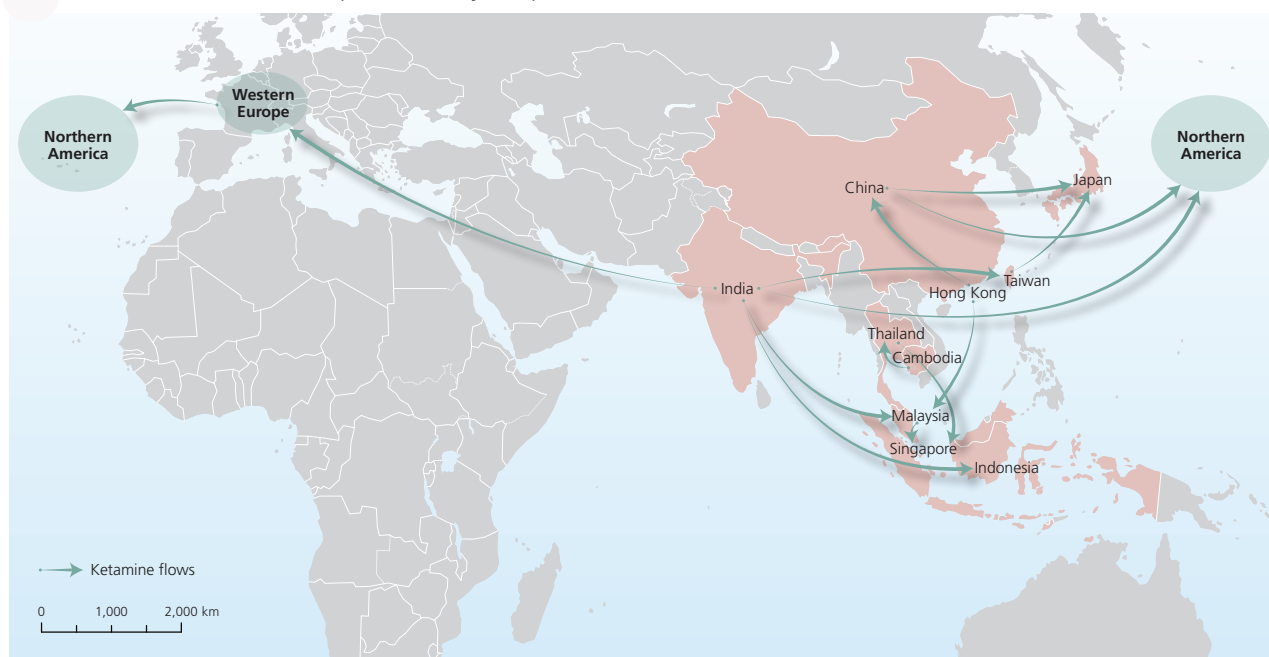
Relatively high levels of ketamine use have also been reported in the Southern Asian region where ketamine was identified as the fifth most widely used substance in India and Myanmar in 2011, while the substance was the fourth most widely used substance in Brunei Darussalam in 2011.¹⁸⁷ Though ketamine seizures have remained at low levels in Brunei Darussalam and Myanmar, ketamine sei-

¹⁸⁵ University of New South Wales, National Drug and Alcohol Research Centre, "Australian drug trends 2012: findings from the Ecstasy and Related Drugs Reporting System" Drug Trends Conference hand-out (Sydney, 2012).

¹⁸⁶ United Nations Office on Drugs and Crime (UNODC), Annual Report Questionnaire for Macau, China 2012.

¹⁸⁷ United Nations Office on Drugs and Crime (UNODC), *The challenge of new psychoactive substances*. Global Synthetics Monitoring: Analyses, Reporting and Trends (SMART) Programme, Vienna, March 2013.

¹⁸⁴ Australian Institute of Health and Welfare, *2010 National Drug Strategy Household Survey Report*. Drug Statistics Series No. 25, Canberra, July 2011.

Map 10: Ketamine flows as perceived by recipient countries, 2008-2012

Source: United Nations Office on Drugs and Crime (UNODC), Annual Report Questionnaire 2008-2012.

Note: The origins of the flow arrows do not necessarily indicate the source/manufacture of ketamine. These arrows represent the flows as perceived by recipient countries. The boundaries shown on this map do not imply official endorsement or acceptance by the United Nations. Dashed lines represent undetermined boundaries. Dotted line represents approximately the Line of Control in Jammu and Kashmir agreed upon by India and Pakistan. The final status of Jammu and Kashmir has not yet been agreed upon by the parties. The final boundary between the Sudan and South Sudan has not yet been determined.

zures in India have been increasing over the years, from about 0.8 tons in 2009 to 1.5 tons in 2011.

In 2008, ketamine was identified as the fifth most widely used substances in Japan, while Singapore identified ketamine as the sixth most widely used substance in 2011, followed by the seventh most used substance in Indonesia in 2009.¹⁸⁸ However, there have been no ketamine seizures reported from Japan to UNODC for a number of years, and seizures in Indonesia and Singapore have together made up less than 1 per cent of ketamine seized globally between 2008 and 2011.

Over the years, illicit ketamine manufacture has been reported by countries in East Asia, such as in China and Hong Kong China. A total of 81 ketamine laboratories were discovered in mainland China in 2012, prior to which another 44 ketamine laboratories were dismantled in 2007.¹⁸⁹ In 2012, Hong Kong, China, also reported the discovery of a ketamine laboratory.¹⁹⁰ Ketamine seized in China, is perceived to have been intended for trafficking to Malaysia, as well as to Hong Kong, China, by sea from where it is also perceived to be trafficked onwards to Sin-

gapore by plane.¹⁹¹ Around 2.2 tons of ketamine have been seized in Malaysia between 2009 and 2011 and according to expert perception, ketamine is among the most used NPS in the country.¹⁹²

Recently, ketamine has also been found in tablets sold as methamphetamine in some countries in the region. In Indonesia, seizures of tablets sold as methamphetamine in 2012, reportedly contained methamphetamine as well as ketamine and other NPS, under national control.¹⁹³ In the same year, ketamine and other NPS were also found in seized tablets sold as methamphetamine in Australia, in addition to methamphetamine.¹⁹⁴

Most ketamine seized in countries world-wide is perceived to originate from China and India, as well as Cambodia and the Taiwan Province of China. Canada, the United States and countries in Western Europe such as Italy have reported of ketamine seizures that were perceived to have originated from India as well as China.¹⁹⁵ To North Amer-

188 United Nations Office on Drugs and Crime (UNODC), *The challenge of new psychoactive substances*. Global Synthetics Monitoring: Analyses, Reporting and Trends (SMART) Programme, Vienna, March 2013.

189 United Nations Office on Drugs and Crime (UNODC), Annual Report Questionnaire for China 2007-2012.

190 United Nations Office on Drugs and Crime (UNODC), Annual Report Questionnaire for Hong Kong, China, 2012.

191 United Nations Office on Drugs and Crime (UNODC), Annual Report Questionnaire for Hong Kong, China, and Singapore 2012.

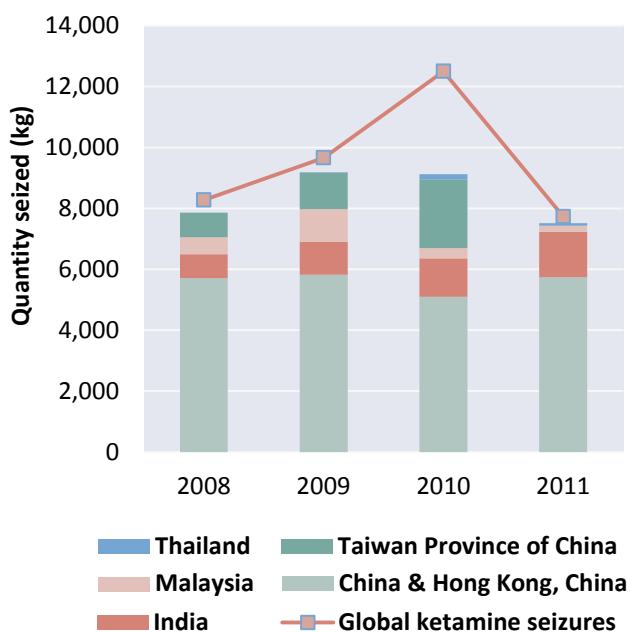
192 United Nations Office on Drugs and Crime (UNODC), *Patterns and Trends of Amphetamine-Type Stimulants and Other Drugs: Challenges for Asia and the Pacific*. Global Synthetics Monitoring: Analyses, Reporting and Trends (SMART) Programme, November 2013.

193 United Nations Office on Drugs and Crime (UNODC), Annual Report Questionnaire for Indonesia 2012.

194 United Nations Office on Drugs and Crime (UNODC), Annual Report Questionnaire for Australia 2012.

195 United Nations Office on Drugs and Crime (UNODC), Annual

Fig. 17: Global ketamine seizures and ketamine seizures reported in East and South-East Asia, by country, 2008-2011



Source: United Nations Office on Drugs and Crime (UNODC), Annual Report Questionnaire 2008-2011.

ica, ketamine is also trafficked from or via Western Europe. Within East and South-East Asia, seized ketamine perceived to have originated in China and/or India between 2008 and 2012, was reported by Indonesia and Japan.¹⁹⁶ However, ketamine seized in Thailand was perceived to have originated in Cambodia and in Japan ketamine seizures were reportedly traced to the Taiwan Province of China.¹⁹⁷ Most ketamine seized in India over the years was perceived to have been intended for the supply of the domestic market as well as for onward trafficking.¹⁹⁸ Large amounts of ketamine seized in mainland China, Hong Kong, China, Singapore and Thailand over the years were perceived to be intended for the domestic market.¹⁹⁹

High levels of khat seizures also indicate an emerging threat in East and South-East Asia and Oceania. Between 2008 and 2012, about 6.4 tons of khat had been seized in China and Hong Kong, China and in 2012 more than half of all khat seized in the United States that year was reported to

have been trafficked via China and Hong Kong, China.²⁰⁰ In February 2013, the Indonesian National Narcotics Board (NNB) Police also discovered a 7 hectare khat plantation in Cisarua of Bogor in West Java, in Indonesia.²⁰¹ Khat manufacture in the region may heighten the risk of an expanding market in the future.

Report Questionnaire for Canada, Italy and the United States 2008-2012.

196 United Nations Office on Drugs and Crime (UNODC), Annual Report Questionnaire for Indonesia and Japan 2008-2012.

197 United Nations Office on Drugs and Crime (UNODC), Annual Report Questionnaire for Thailand and Japan 2008-2012.

198 United Nations Office on Drugs and Crime (UNODC), Annual Report Questionnaire for India 2008-2012.

199 United Nations Office on Drugs and Crime (UNODC), Annual Report Questionnaire for China, Hong Kong, China, Singapore and Thailand 2008-2012.

200 United Nations Office on Drugs and Crime (UNODC), Annual Report Questionnaire for China and Hong Kong, China, and the United States, 2008-2012.

201 "Comparison Analysis of Red and Green Khat Leaves (Fresh, Dried and After Two Months Frozen)", Drugs Testing Laboratory National Narcotics Board Republic of Indonesia, April 2013.